


# Stud Welding Products, Inc

## ACCESSORIES CATALOG



[www.studweldprod.com](http://www.studweldprod.com)

[Info@studweldprod.com](mailto:Info@studweldprod.com)

Los Angeles, San Francisco, Phoenix, Seattle


Phone: (800) 252-1919

Studs Since 1981

## FERRULE GRIPS


### CLOSED FERRULE GRIP (1" LONG) BRASS

<u>STUD SIZE</u>	<u>FOOT SIZE</u>	<u>GRIP DIA.(D)</u>	<u>PART NO.</u>	<u>PRICE</u>
3/16	SMALL	.305	GN 019	
1/4	SMALL	.380	GN 025	
5/16	SMALL	.445	GN 031	
3/8	SMALL	.505	GN 037	
7/16	SMALL	.585	GN 043	
1/2	SMALL	.650	GN 050	
5/8	MEDIUM	.785	GN 062	
3/4	MEDIUM	1.030	GN 075	
7/8	LARGE	1.203	GN 087	
1"	LARGE	1.406	GN 100	




### SPLIT FERRULE GRIP (1" LONG) BRASS

<u>STUD SIZE</u>	<u>FOOT SIZE</u>	<u>GRIP DIA.(D)</u>	<u>PART NO.</u>	<u>PRICE</u>
3/16	SMALL	.305	GC 019	
1/4	SMALL	.380	GC 025	
5/16	SMALL	.445	GC 031	
3/8	SMALL	.505	GC 037	
7/16	SMALL	.585	GC 043	
1/2	SMALL	.650	GC 050	
5/8	MEDIUM	.785	GC 062	
3/4	MEDIUM	1.030	GC 075	
7/8	LARGE	1.203	GC 087	
1"	LARGE	1.406	GC 100	



### LONG SPLIT FERRULE GRIP (2" LONG) BRASS

<u>STUD SIZE</u>	<u>FOOT SIZE</u>	<u>GRIP DIA.(D)</u>	<u>PART NO.</u>	<u>PRICE</u>
1/4	SMALL	.380	GD 025	
5/16	SMALL	.445	GD 031	
3/8	SMALL	.505	GD 037	
7/16	SMALL	.585	GD 043	
1/2	SMALL	.650	GD 050	
5/8	MEDIUM	.785	GD 062	
3/4	MEDIUM	1.030	GD 075	




\*\*\*ADD \$1.00 FOR COPPER GRIPS\*\*\*

## CHUCKS

### ADJUSTABLE CHUCKS

<u>STUD DIA.</u>	<u>PART NO.</u>	<u>PRICE</u>
2MM (.079)	CN 002M	
#2	CN 008	
12 GA & #4	CN 010	
1/8 & #5	CN 012	
10 GA & #6	CN 013	
4MM (.155)	CN 004M	
#8	CN 015	
#10 & 5MM (.196)	CN 018	
6MM (.236)	CN 006M	
.215	CN 021	
.330	CN 033	
1/4	CN 025	
5/16	CN 031	
8MM	CN 008M	
3/8	CN 037	
10MM (.390)	CN 010M	
7/16	CN 043	
12MM (.472)	CN 012M	
1/2	CN 050	
14MM (.551)	CN 014M	
9/16	CN 056	
5/8	CN 062	
16MM	CN 016M	
.680	CN 068	
18MM (.708)	CN 018M	
3/4	CN 075	
7/8	CN 087	
20MM	CN 020M	
1"	CN 100	



## LONG AND RECTANGULAR CHUCKS

---

### 3 7/8" LONG ADJUSTABLE CHUCKS

<u>STUD SIZE</u>	<u>PART NO.</u>	<u>PRICE</u>
#6	CM 013	
#8	CM 015	
#10 & 5MM	CM 018	
6 MM	CM 006M	
1/4	CM 025	
5/16	CM 031	
8MM	CM 008M	
.330	CM 033	
3/8	CM 037	
10MM	CM 010M	
7/16	CM 043	
12MM	CM 012M	
1/2	CM 050	
9/16	CM 056	
5/8	CM 062	



SIZES CM 025 AND UNDER ARE  
BERYLLIUM

### 4 3/4" EXTRA LONG ADJUSTABLE CHUCKS


<u>STUD SIZE</u>	<u>PART NO.</u>	<u>PRICE</u>
#6	CL 013	
#8	CL 015	
#10	CL 018	
1/4	CL 025	
5/16	CL 031	
3/8	CL 037	
7/16	CL 043	
1/2	CL 050	
5/8	CL 062	
3/4	CL 075	



SIZES CL 025 AND UNDER ARE  
BERYLLIUM

### RECTANGULAR CHUCKS

<u>STUD SIZE</u>	<u>PART NO.</u>	<u>PRICE</u>
1/8 X 1/4	CR CA	
1/8 X 3/8	CR CB	
1/8 X 5/8	CR CC	
1/8 X 7/8	CR CH	
1/8 X 1"	CR CE	
1/4 X 3/4	CR CF	




## HEADED STUD CHUCKS

---

### 3/8 DIA. HEADED ANCHOR CHUCK (3/4" DIA. HEAD)

<u>PART NO.</u>	<u>DESCRIPTION</u>	<u>PRICE</u>
CH 037	COMPLETE ASSY.	
CH 037 1	SLEEVE ONLY	
CH 037 2	BASE ONLY	
CH 037 3	STOP SCREW	
SCREWS	10 32 X 3/8	




### 1/2 DIA. HEADED ANCHOR CHUCK (1" DIA. HEAD)

<u>PART NO.</u>	<u>DESCRIPTION</u>	<u>PRICE</u>
CH 050	COMPLETE ASSY.	
CH 050 1	SLEEVE ONLY	
CH 050 2	BASE ONLY	
CH 050 3	STOP SCREW	

### 5/8 & 3/4 DIA. HEADED ANCHOR CHUCK (1 1/4" DIA. HEAD)

<u>PART NO.</u>	<u>DESCRIPTION</u>	<u>PRICE</u>
CH 075	COMPLETE ASSY.	
CH 075 1	SLEEVE ONLY	
CH 075 2	BASE ONLY	
CH 075 3	STOP SCREW	



### 7/8 DIA. HEADED ANCHOR CHUCK (1 3/8" DIA. HEAD)

<u>PART NO.</u>	<u>DESCRIPTION</u>	<u>PRICE</u>
CH 087	COMPLETE ASSY.	
CH 087 1	SLEEVE ONLY	
CH 087 2	BASE ONLY	
CH 075 3	STOP SCREW	

### 1" DIA. HEADED ANCHOR CHUCK (1 5/8 DIA. HEAD)

<u>PART NO.</u>	<u>DESCRIPTION</u>	<u>PRICE</u>
CH 100	COMPLETE ASSY.	
CH 100 1	SLEEVE ONLY	
CH 100 2	BASE ONLY	
CH 075 3	STOP SCREW	
SCREWS	10 32 X 1/2	

## SPECIAL CHUCKS / LEGS

### Y ANCHOR CHUCKS




ANCHOR SIZE	PART NO.	PRICE
3/16	CY 018	
1/4	CY 025	
5/16	CY 031	

### ARC STUD WELDING LEGS




LENGTH	DIA.	PART NO.	PRICE
7"	5/16	L 03107	
9"	5/16	L 03109	
14"	5/16	L 03114	
18"	5/16	L 03118	
7"	3/8	L 03707	
9"	3/8	L 03709	
14"	3/8	L 03714	
18"	3/8	L 03718	
24"	3/8	L 03724	
27"	3/8	L 03727	
32"	3/8	L 03732	
36"	3/8	L 03736	
48"	3/8	L 03748	
5/16 LEG WASHER		L 031 1	
5/16 LEG SCREW		L 031 2	
3/8 LEG WASHER		L 037 1	
3/8 LEG SCREW		L 037 2	

### BENT STUD CHUCK



STUD DIA.	BEND	PART NO.	PRICE
3/8	90 deg	CB 037 90	
3/8	45 deg	CB 037 45	
1/2	90 deg	CB 050 90	
1/2	45 deg	CB 050 45	
5/8	90 deg	CB 062 90	
5/8	45 deg	CB 062 45	
3/4	90 deg	CB 075 90	
3/4	45 deg	CB 075 45	

### MALE CHUCKS



HOLE SIZE	PART NO.	PRICE
8/32	CX 008 32	
10 24	CX 010 24	
10 32	CX 010 32	
1/4 20	CX 025 20	
5/16 18	CX 031 18	
3/8 16	CX 037 16	
1/2 13	CX 050 13	
5/8 11	CX 062 11	
3/4 10	CX 075 10	
1/4	CX 025	
3/8	CX 037	

## WELD THRU DECK ACCESSORIES

### WELD THRU DECK FOOT ASSEMBLY




<u>PART NO.</u>	<u>DESCRIPTION</u>	<u>PRICE</u>
B 0021	FOOT ASSY.	
B 0021 1	FOOT ONLY	
B 0021 2	EXTENSION BAR	
B 0021 3	1/4 20 X 1 SCREWS	

### WELD THRU DECK FERRULE HOLDER



<u>PART NO.</u>	<u>DESCRIPTION</u>	<u>PRICE</u>
B 0060 1	3/4 WTD/7/8 FLAT	
B 0060 2	3/4 FLAT	
B 0060 3	5/8 FLAT	
B 0060 4	1" FLAT	
B 0060 5	1/2 FLAT	

### REFRACTORY FERRULE FOOT PLATE




<u>PART NO.</u>	<u>NECK DIA.</u>	<u>PRICE</u>
QY 025 1	.810	
QY 025 2	.930	
QY 025 3	1.030	

### HEAVY DUTY FERRULE GRIP



<u>PART NO.</u>	<u>STUD DIA.</u>	<u>PRICE</u>
GH 050	1/2	
GH 062	5/8	
GH 075	3/4	
GH 087	7/8	
GH 100	1	

## CLOSED FEET




### STANDARD CLOSED FEET

<u>GUN TYPE</u>	<u>STUD SIZE</u>	<u>PART NO.</u>	<u>PRICE</u>
P.W. INT.	1/8 1/2	B 1N	
NS20	1/8 1/2	B 1N	
NS 30	1/8 1/2	B 6N	
P.W. INT.	5/8 3/4	B 2N	
NS 20	5/8 3/4	B 2N	
NS 30	5/8 3/4	B 7N	
P.W. INT.	7/8 1"	B 3N	
NS 20	7/8 1"	B 3N	
BANTAM A 58	1/8 1/2	B 4N	
BANTAM A 58	5/8 3/4	B 5N	
P.W. INT.	1/8 3/8	028 833	



## SPLIT FEET



### STANDARD SPLIT FEET

GUN TYPE	STUD SIZE	PART NO.	PRICE
P.W. INT	1/8 1/2	B 1C	
NS 20	1/8 1/2	B 1C	
NS 30	1/8 1/2	B 6C	
P.W. INT.	5/8 3/4	B 2C	
NS 20	5/8 3/4	B 2C	
NS 30	5/8 3/4	B 7C	
P.W. INT.	7/8 1"	B 3C	
NS 20	7/8 1"	B 3C	
BANTAM A 58	1/8 1/2	B 4C	
BANTAM A 58	5/8 3/4	B 5C	
BANTAM C 2	1/8 1/2	B 4CR (RECESSED)	
BANTAM C 2	5/8 3/4	B 5CR (RECESSED)	

## SPECIAL FEET AND FERRULE PLATES

---

### SPLIT BI POD FEET

<u>STUD SIZE</u>	<u>PART NO.</u>	<u>PRICE</u>
1/8 1/2	BP 1C	
5/8 3/4	BP 2C	
7/8 1"	BP 3C	



### CLOSED BI POD FEET

<u>STUD SIZE</u>	<u>PART NO.</u>	<u>PRICE</u>
1/8 1/2	BP 1N	
5/8 3/4	BP 2N	
7/8 1"	BP 3N	



***\*\*NOTE: PLEASE SPECIFY GUN TYPE\*\****

---

### TWIN LEG FERRULE FOOT PLATE

<u>STUD SIZE</u>	<u>PART NO.</u>	<u>PRICE</u>
1/4	QN 025	
5/16	QN 031	
3/8	QN 037	
1/2	QN 050	
5/8	QN 062	
3/4	QN 075	
7/8	QN 087	
1"	QN 100	




---

### SINGLE LEG FERRULE FOOT PLATE


<u>STUD SIZE</u>	<u>PART NO.</u>	<u>PRICE</u>
1/4	QM 025	
3/8	QM 037	
1/2	QM 050	
5/8	QM 062	
3/4	QM 075	



## SPECIAL ACCESSORIES

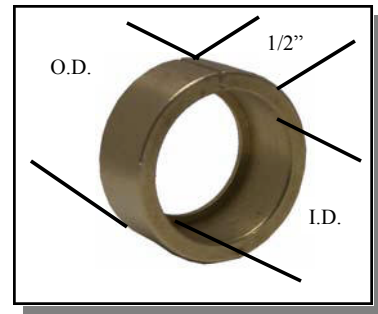
### FERRULE TUBING

STUD SIZE	PART NO.	I.D.	O.D.	L	PRICE
#8	MP 015	.291	.360	36"	
#10	MP 018	.305	.375	36"	
1/4	MP 025	.380	.500	36"	
5/16	MP 031	.445	.562	36"	
3/8	MP 037	.505	.625	36"	
7/16	MP 043	.585	.687	36"	
1/2	MP 050	.650	.750	36"	
5/8	MP 062	.785	.906	36"	
3/4	MP 075	1.030	1.156	36"	



### FERRULE TUBE BUSHING

STUD SIZE	PART NO.	I.D.	O.D.	PRICE
#8	MB 015	.360	.875	
#10	MB 018	.375	.875	
1/4	MB 025	.500	.875	
5/16	MB 031	.562	.875	
3/8	MB 037	.625	.875	
7/16	MB 043	.687	.875	
1/2	MB 050	.750	.875	
5/8	MB 062	.906	1.156	



### GAS ADAPTOR FEET FOR ALUMINUM WELDING (SPECIFY GUN TYPE WHEN ORDERING)



**PART NO. BG 1**  
**PRICE:**  
**USE WITH FERRULE**  
**OTHER #751 929 999**



**PART NO. BG 2**  
**PRICE:**  
**USE WITHOUT FERRULE**  
**OTHER P/N #751 022 000**

FOOT ONLY           BG 2 1  
 SPARK SHIELD ONLY   BG 2 2  
 VALVE ASSY.        BG 2 3




**PART NO. BG 3**  
**PRICE:**

FOOT ONLY           BG 3 1  
 SPARK SHIELD ONLY   BG 3 2  
 HOSE CONNECTOR   119 0010

## CAPACITOR DISCHARGE ACCESSORIES


### "B" COLLETS

<u>STUD DIA.</u>	<u>PART NO.</u>	<u>PRICE</u>
3 MM	CDB 003M	
14 GA	CDB 008	
12 GA & #4	CDB 010	
1/8 GA & #5	CDB 012	
10 GA & #6	CDB 013	
4 MM	CDB 004M	
#8	CDB 015	
#10	CDB 018	
5 MM	CDB 005M	
6 MM	CDB 006M	
.215	CDB021	
1/4	CDB 025	
5/16	CDB 031	
3/8	CDB 037	




### "B" COLLETS AGM STYLE

<u>STUD DIA.</u>	<u>PART NO.</u>	<u>PRICE</u>
14 GA	CDB 008A	
12 GA	CDB 010A	
#6	CDB 013A	
#8	CDB 015A	
#10	CDB 018A	
1/4	CDB 025A	



### SOYER COLLETS

<u>STUD DIA.</u>	<u>PART NO.</u>	<u>PRICE</u>
#4	CDBS-010	
#6	CDBS 013	
4 MM	CDBS 004M	
#8	CDBS 015	
#10	CDBS 018	
5 MM	CDBS 005M	
6 MM	CDBS 006M	
1/4	CDBS 025	
5/16	CDBS 031	
3/8	CDBS 037	




## CAPACITOR DISCHARGE ACCESSORIES

---

### ONE PIECE CONTACT/MAGNETIC CHUCK

PART NO.	PRICE
039 613	




### MAGNETIC CHUCK

PART NO.	DESCRIPTION	PRICE
035 301	COMPLETE ASSY	
017 633	MAGNET ONLY	
029 615	CONDUCTOR PLATE	
039 609	INSUL. TUBE	
039 610	INSUL. DISC	
SCREW	10 32 X 7/8	



### "B" COLLETS PROTECTOR

STUD SIZE	PART NO.	PRICE
14 GA X 12 GA	028 837	
10 GA	028 838	
BODY ONLY	028 836	
12 GA INSERT	028 834	
10 GA INSERT	028 835	



### "B" STOP

STUD	STOP	PART NO.	PRICE
1/4	1 1/4	033 781	
3/8	1 1/8	033 782	
1/2	1"	033 783	
5/8	7/8	033 784	
3/4	3/4	033 785	
7/8	5/8	033 775	
1"	1/2	033 776	
1 1/8	3/8	033 777	
1 1/4	1/4	033 778	
1 3/8 (BUTTON STOP)	1/8	033 779	
UNIVERSAL		033 780	




SHORT BUTTON STOP



UNIVERSAL "B" STOP

## CAPACITOR DISCHARGE ACCESSORIES

### COLLETS INSERTS FOR WELD STUDS



STUD DIA. X DEPTH	PART NO.	PRICE
#4 X 1/4	CI 010 025	
#4 X 3/8	CI 010 037	
#4 X 1/2	CI 010 050	
#4 X 1"	CI 010 100	
#6X 1/4	CI 013 025	
#6 X 3/8	CI 013 037	
#6 X 1/2	CI 013 050	
#6 X 5/8	CI 013 062	
#6 X 3/4	CI 013 075	
#6X 1"	CI 013 100	
10GA X 1/2	CI 014 050	
10GA X 3/4	CI 014 075	
10GA X 1	CI 014 100	
#8X 1/4	CI 015 025	
#8 X 3/8	CI 015 037	
#8 X 1/2	CI 015 050	
#8 X 5/8	CI 015 062	
#8 X 3/4	CI 015 075	
#8X 1"	CI 015 100	
#10 X 1/4	CI 018 025	
#10 X 3/8	CI 018 037	
#10 X 1/2	CI 018 050	
#10 X 5/8	CI 018 062	
#10 X 3/4	CI 018 075	
#10X 1"	CI 018 100	
1/4 X 1/4	CI 025 025	
1/4 X 3/8	CI 025 037	
1/4 X 1/2	CI 025 050	
1/4 X 5/8	CI 025 062	
1/4 X 3/4	CI 025 075	
1/4 X 1"	CI 025 100	
5/16 X 3/8	CI 031 037	
5/16 X 1/2	CI 031 050	
5/16 X 5/8	CI 031 062	
5/16 X 3/4	CI 031 075	
5/16 X 1"	CI 031 100	
3/8 X 1/2	CI 037 050	
3/8 X 3/4	CI 037 075	
3/8 X 1"	CI 037 100	

### COLLETS INSERTS FOR WELD PINS



STUD DIA. X DEPTH	PART NO.	PRICE
12GA X 1/2	CIP 010 050	
12GA X 3/4	CIP 010 075	
12GA X 1"	CIP 010 100	
10GA X 1/2	CIP 014 050	
10GA X 3/4	CIP 014 075	

### STANDARD SPARK SHIELD



STUD RANGE	PART NO.	PRICE
14 GA - #6	033 764	

### VENTED SPARK SHIELD



STUD RANGE	PART NO.	PRICE
14 GA - 10 GA	033 769	

### TEMPLATE TUBE ADAPTOR



TEMPLATE I.D.	PART NO.	PRICE
1" DIA.	039 839	
1 1/4" DIA.	039 840	

## 2-3/8 LONG & KSM

### LONG STYLE COLLETS




STUD SIZE	PART NO.	OTHER PART #	PRICE
#6	CDBN 013	500 001 356	
#8	CDBN 015	500 001 357	
#10	CDBN 018	500 001 366	
1/4	CDBN 025	500 001 359	
5/16	CDBN 031	500 001 360	
4 MM	CDBN 004M	500 001 361	
6 MM	CDBN 006M	500 001 362	
12 GA	CDBN 010	500 001 363	

### LONG ADJ. STOPS FOR ABOVE

STUD LENGTH	PART NO.	PRICE
1/4 TO 5/8	500 017 017	
3/4 TO 1 1/8	500 017 018	
1 1/4 TO 1 5/8	500 017 019	
1 3/4 TO 2 1/8	500 017 020	



### KSM / ERICO AIR COLLET



#### BOTTOM LOAD

STUD DIA	PART NO.	PRICE
#4 (.112)	016 412	
#6 (.138)	016 415	
#8 (.164)	016 416	
#10 (.189)	004 684	

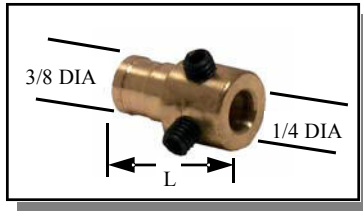
#### RAM FEED

STUD DIA	PART NO.	PRICE
#4 (.112)	025 016	
#6 (.138)	025 017	
#8 (.164)	025 018	
#10 (.189)	025 019	

NON STOCK ITEM / ALLOW 2 WEEKS FOR DELIVERY


## ADAPTORS

### B CI ADAPTOR




PARTNO.	PRICE
044 082	7/8 LONG
033 746	1 9/16 LONG

### K B ADAPTORS




PART NO.	PRICE
039 464	

### B N ADAPTOR



PART NO.	PRICE
039 468	

### K N ADAPTORS



PART NO.	PRICE
033 750	

### ADAPTORS



PART NO	.I.D.	PRICE
044 083 N B	3/8 ID	
044 084 N C	1/4 ID	

### MORSE TAPER ADAPTOR (TAPERED CHUCK)



PART NO.	PRICE
033-505	

### THREADED TAPERED ADAPTORS



PART NO.	PRICE
MT 0003	

### CONNECTOR STUD



PART NO.	PRICE
033-506	

### MISCELLANEOUS ADAPTORS

PART NO.	DESCRIPTION
MT 0008	TEMPLATE TUBE 1/4 1/2 ARC STUDS
MT 0012	TEMPLATE TUBE 5/8 3/4 ARC STUDS
033 505L	L TEC CHUCK ADAPTOR
033 749	K CI ADAPTORS
751 458 049	NS 30 CHUCK ADAPTORS
033 506	Chuck Adaptor Connector Stud



## WELD CABLE CONNECTORS

---

### HEAVY DUTY HI TEMP CONNECTOR



<u>PART NO.</u>	<u>DESCRIPTION</u>	<u>PRICE</u>	<u>PART NO.</u>	<u>DESCRIPTION</u>	<u>PRICE</u>
107 0006	4/O (M) HI TEMP		107 0007	4/O (F) HI TEMP	
107 0006 1	4/O (M) SLEEVE		107 0007 1	4/O (F) SLEEVE	
107 0006 2	4/O BRASS ONLY		107 0007 2	4/O BRASS ONLY	
107 0007 MF	HI TEMP PIN			(FITS (M) OR (F) )	
	COPPER WRAP				

---

### LIGHT DUTY CONNECTOR



<u>PART NO.</u>	<u>DESCRIPTION</u>	<u>PRICE</u>
107 0010	1/O (M) FIBER SHELL	
107 0011	1/O (F) FIBER SHELL	
107 0012	#4 (M) FIBER SHELL	

## CONTROL CABLE CONNECTORS

---

### CONTROL CABLE CONNECTOR



<u>PART NO.</u>	<u>DESCRIPTION</u>	<u>PRICE</u>
107 0014	MALE 4 POLE CONNECTOR	
107 0015	FEMALE 4 POLE CONNECTOR	
107 0001	PANEL MOUNT CONNECTOR	

---

### HUBBELL STYLE CONNECTOR



<u>ARC 2 WIRE (M)</u>	<u>PANEL MOUNT</u>	<u>P.W. HUBBELL (M)</u>
-----------------------	--------------------	-------------------------

<u>PART NO.</u>	<u>DESCRIPTION</u>	<u>PRICE</u>
107 0016	ARC 2 WIRE (M)	
107 0017	ARC 2 WIRE (F)	
107 0018	ARC 2 WIRE (PANEL MOUNT)	
107 0019	(M) RUBBER COVER	
107 0020	(F) RUBBER COVER	
107 0030	P.W. HUBBELL (M)	
107 0032	P.W. HUBBELL (F)	
107 0031	P.W. HUBBELL (PANEL MOUNT)	

**PANEL MOUNT CAMLOK CONNECTORS**



<u>PART NO.</u>	<u>DESCRIPTION</u>	<u>PRICE</u>
107 0003	MALE PANEL MOUNT	
107 0002	FEMALE PANEL MOUNT	

**WELD CABLE LUGS**



<u>PART NO.</u>	<u>DESCRIPTION</u>	<u>PRICE</u>
123 0003	#4 W/#10 HOLE	
123 0001	#1 W/#10 HOLE	
123 0006	#1 W/1/4 HOLE	
123 0002	#1 W/3/8 HOLE	
123 0008	1/O W/3/8 HOLE	
123 0009	1/O W/1/2/ HOLE	
123 0013	4/O W/3/8 HOLE	
123 0010	4/O W/1/2/ HOLE	

**ACCESSORIES**



<u>PART NO.</u>	<u>DESCRIPTION</u>	<u>PRICE</u>
102 0041	ALLEN WRENCH SET	
102 0042	CHUCK EJECTOR KEY	